

ACQ Views: News from Arapahoe County Quilters
- **March 2023** -



Calendar:

March 2023

[Mar 01 - FOQ Entry/ Boutique Registration](#)

[Mar 02 - Quilt Show Planning Meeting](#)

[Mar 03 - First Friday Night Sewcial](#)

[Mar 09 - Guild Meeting - "Approaching Quilting as a Graphic Designer" with Sheri Cifaldi-Morrill](#)

[Mar 11 - Workshop - "Piece Curves with Confidence" with Sheri Cifaldi-Morrill](#)

[Mar 17 - Third Friday Night Sewcial](#)

April 2023

[Apr 01 - FOQ Entry/ Boutique Registration](#)

[Apr 01 - Workshop - "Brilliance Quilt" with Pat Syta](#)

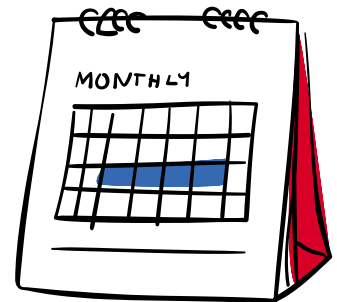
[Apr 06 - Quilt Show Planning Meeting](#)

[Apr 07 - First Friday Night Sewcial](#)

[Apr 13 - Guild Meeting - Trunk Show with Rocky Mountain Quilt Museum - "Red & White Quilts"](#)

[Apr 21 - Third Friday Night Sewcial](#)

[See full calendar](#)



Next Guild Meeting:

[Thursday, March 9, 2023](#)

Virtual on Zoom

Please register to:

- Get the Zoom link
- Help us know how many are attending
- Be eligible for Door Prizes

Next Board Meeting:

[Monday, March 13, 2023](#)

Virtual Meeting - Zoom link on the Leadership page.

You must be logged into ACQColorado.org in order to view the Zoom links.

President's Message



March is National Quilt Month. Every third Saturday of March is known as National Quilting Day...a day in which to celebrate the rich tradition of quilt-making. This day is for local quilters to show what they've made and to share their love of the craft.

In 1989, the Kentucky Heritage Quilt Society organized a "Quilters' Day Out" on the third Saturday of March to celebrate the rich tradition of quilt-making in Kentucky. In 1991, National Quilting Association officers were so enthused with the concept and success of "Quilters' Day Out" that they voted to take it to a national level.

The first National Quilting Day was observed in 1992 and since then it has grown into a global celebration for all quiltmakers and quilt lovers. Helen Storbeck, one of the founders of National Quilting Day, wrote in *The Quilting Quarterly*, "Groups of quilters were encouraged to hold special events, publishers and shop owners were invited to sponsor promotions especially for quilters and it quickly became a grassroots endeavor with quilters in every part of the country participating.



In the first year of National Quilting Day, quilters in other countries asked to participate. They were welcomed with open arms. As our feelings of a community network has evolved to include a world community, it is only appropriate that quilters and quilt lovers everywhere united to give recognition to the special art form."

Here are some ways to spend National Quilting Day:

- **HANG YOUR QUILTS OUTDOORS ON NATIONAL QUILTING DAY**

- **MAKE IT A SERVICE DAY**

Work on a quilt for your favorite cause.

- **SHARE YOUR QUILTING SKILLS**

Offer to teach a simple quilt project to a school, 4-H, scout, or other youth group, or spend the day passing along your love of quilting to your children, grandchildren, nieces, nephews, or neighbors.

- **SAVE QUILT STORIES**

Organize a quilt history day or a quilt documentation project.

Many on-line quilt stores will offer free patterns, or bargains, during National Quilt Month and/or National Quilting Day. Watch our ACQ Community page for free offers during this month.

Programs 2023

March - April - May

MARCH



9th - Guild Meeting: Approaching Quilting as a Graphic Designer 6:30 pm

Sheri Cifaldi-Morrill of [Whole Circle Studio](http://www.wholecirclestudio.com) will be showing us how she uses her graphic design training when creating unique and intriguing quilt patterns. She will be sharing her many quilts and designs with us.

Sheri is also giving away a **FREE** pattern at the end of her lecture. Use this link:

<https://www.wholecirclestudio.com/arapahoe-giveaway>, to register. You must attend the meeting to win.

ONLINE

11th - Full Day Workshop: Piece Curves with Confidence 9-4



wholecirclestudio.com

In this full day workshop with Sheri, she will be sharing tips and techniques to improve our curved piecing skills using her pattern "Picnic Petals", which is available from her website as a download. Check out the Supply List and purchase your pattern before the class.

This is a wonderful pattern that has large (18" blocks) and goes together very nicely with gentle curves. Whether you are new to curves or have done many, this is a **great** way to improve your skills! Most likely your top will be very close to finished by the end of the class. **ONLINE**



APRIL

1st - Full Day Workshop: Brilliance Quilt w/ Pat Syta 10-4

Join us at **Holly's Quilt Cabin** as Pat Syta shows us how to complete this beautiful quilt. Please check her website [HERE](#) to order the pattern and to get a Supply List when you sign up for the class. Because the space at Holly's is small, we have set the class limit to 10 people. Hurry and sign up before you miss out!



13th - Guild Meeting: Rocky Mountain Quilt Museum 6:30 pm

The Rocky Mountain Quilt Museum will be presenting a trunk show of "Red-and-White Quilts". This event will be hybrid, both **IN PERSON** at the Plymouth Congregational Church and with **ZOOM** livestreaming available.

With the springtime weather, and if you are able, show up in person! It will be a great chance to exchange those in-person items.



MAY

11th - Guild Meeting: "Color Courage for the Fabric Phoebic" with Jenny Kae - 6:30 pm

In this lecture, Jenny shares several examples from her own work and offers practical methods to select colors and fabrics for your next project. This event will be hybrid, both **IN PERSON** at the Plymouth Congregational Church and with **ZOOM** livestreaming available. This will be your last chance to exchange items before the June Quilt Show.





ACQ 2023 Festival of Quilts

FOQ 2023 Registration is OPEN!

Priority Entry period runs from **February 9th through April 7th**. Enter your **first quilt** using this event registration for **\$30**. Enter your **second quilt** using this event registration for **\$20** (with a discount code) through April 7th. See our webpage for details.

Volunteers Needed

A successful quilt show requires many helping hands! All ACQ members are encouraged to volunteer and enjoy the fellowship and friendship of the FOQ.



All quilt show entrants are required to sign up for one **2-hour volunteer shift for each quilt** they enter. Sign up on our webpage!

CALL FOR YOUTH QUILTS

Do you have a young family member, neighbor, student, or friend who quilts?

ACQ members may sponsor a youth entry into the Quilt Show.



This is a unique experience for young

quilters to have their quilt judged and displayed in the show!

We have **TWO** youth categories:

- **Youth 12 and under** - For entrants ages 12 years and younger; quilt must be made mostly by the entrant.
- **Youth 13 to 17** - For entrants ages 13 through 17 years; quilt must be made mostly by the entrant.

Help us showcase the youth in our community.


NEED HELP WITH A HANGING SLEEVE?

Check out our instructions on the Quilt Show webpage under **QUILT SHOW CHECKLIST**, "[Finish your quilt](#)". Remember to add a hanging sleeve and label instructions.

Every quilt **MUST** have a 4-inch hanging sleeve attached on the back top edge of the quilt.

NOTE:

If the quilt is over 88 inches in length, a sleeve must be positioned at 88 inches from the bottom to allow the quilt to hang without dragging on the floor.



PHOTOGRAPHER NEEDED

**Do you like to take pictures or have a friend that likes to?
We have an opportunity for you!**



The Festival of Quilts is looking for someone to take pictures of our quilt entries prior to judging. This would take place at the First Plymouth Congregational Church, 3501 S. Colorado Blvd., Englewood, CO on **Wednesday, June 7, 2023**, starting at **8 am**.

We expect to have 100 - 120 quilts that need photos. We will have people available to hang and move quilts, and the process takes about 4 hours to complete.

Please contact [Nancy Conklin](#) or [Jan Wolfgram](#) for more information.

Become a Friend of the Quilt Show

One way to help support the festival is to remember, or honor, someone special who has inspired you in your quilting endeavors. For a donation of \$5 or more, their name and yours, along with your remembrance, will be printed in the program booklet. Find out more information at an upcoming meeting or contact [Connie LaDue](#) with any questions. Visit our webpage to sign-up online, or you may print and complete the form below.

Please make your check payable to ACQ and mail to address on the form.

FRIENDS OF FESTIVAL OF QUILTS 2023

Monetary donation in the amount of: _____.

(Minimum of \$5.00 for each name to be listed in the program)

Donor: _____

Remembering / Honoring: _____

Remembrance: _____

Please return form to Connie LaDue, 2134 S. Joplin Way, Aurora, CO 80013



How many of these acronyms do you know?


Quilting has an acronym language all its own. If we have a **WHIMM** or a **NESTY**, and don't have a **QB**, we go on a **FART** in order to create **SEX** and **SABLE** or maybe to send a **Squishy**. We gather **TUS** and cut fabric on the **WOF** or **SOG** so we can use **BOB**, (or maybe we **FPP** or **SnW**), then we sew it on a **FW** or **DSM** using a perfect **SA**. We might **WIWMI** or set it aside as a **UFO**, a **PhD**, or **PIGS**. We tell our friends that we **HSY**, and debate **QAYG** or **LAQ**. The truth is that it is probably a **DQ** or a **WIP**, stalled by our **FOB**, making us fear **WWIT** - is this a **WOMBAT**? In the end, though, we say **TGIF** and go on to our **HIPS**. At all cost, we must avoid our **BDNQ**.

Answers may be found [HERE](#).

HELPFUL TIPS

Have you ever been hand stitching or pinning when you've pricked a finger and bled on a quilt? It happens all the time.


While your first instinct may be to soak the stain in cold water, there's a simple old-fashioned remedy that works even better. **Saliva**. Saliva contains enzymes, so it can break down proteins, including a blood stain. The person whose blood it belongs to can "lick" out the stain, or chew on a piece of cotton thread and dab the blood spot with the bundled thread. Just make sure the saliva is clean. Coffee, tea and chocolate can stain.



FLAT IRON FOR HAIR

Using a flat iron works great for pressing seams on small blocks or projects. Just be sure that you're pressing, not ironing!

Open the iron, press, open, move to the next spot, and press. If you drag the iron across the seam, you run the risk of distorting the seam.



BATTING

Did you know that batting has a bumpy side and a flat side, and the way that you place it in your quilt makes a difference?

The bumpy side goes towards the quilt top, and the flat side goes towards the backing. Otherwise, little pieces of fuzz will be pulled up with the needle to the top of your quilt.



SEWING FOOT PEDAL

Try turning your foot pedal with the high portion towards you when sewing. It's easier to drop your heel and lift it back up rather than to push toes up a hill. Simply place your "sweet spot" to place your heel to move the pedal up and down.


Tip 2 - Place velco under your foot pedal to keep it in place..



Have some helpful tips you'd like to share? Submit them to newsletter@acqcolorado.org.



Now you can earn donation dollars for ACQ while you shop at King Soopers. No cost to anyone AND free money for ACQ. We have included set-up instructions at: [Shopping Link](#)
(Please note that AmazonSmile no longer honors this program)



ACQ's Mission

The purpose of Arapahoe County Quilters, Inc., the Guild, is to expand the art of quilting through providing educational opportunities to grow and learn about quilting, to share the talent of quilting through charitable activities, and to gather to enjoy the fellowship and friendship of other quilters. This group is not exclusive to the makers of quilts, but includes all who find interest and worth in the collection and preservation of our fiber arts and heritage.

ACQ Views is the official newsletter from Arapahoe County Quilters, Inc., a non-profit 501c3 organization, PO Box 5357, Englewood, CO 80155. It is published as a benefit to members of Arapahoe County Quilters, Inc. , eleven to twelve times a year.

- **The next deadline for newsletter submissions is: March 24, 2023**
- All submissions are subject to editing for space and content.
- Articles and information should be delivered to: md2va2@verizon.net

ACQ Member Directory - Sign in to the website to access our [Member Directory](#)

ACQ Leadership Directory - [ACQ Board Members and Committee Chairs](#)